



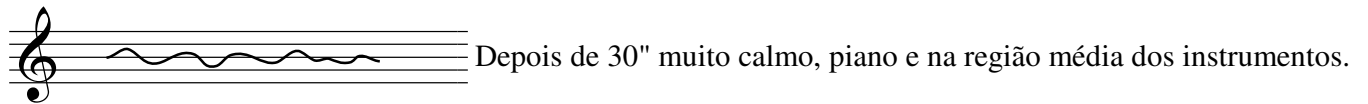
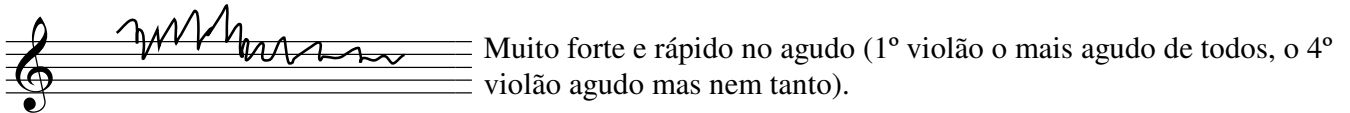
Quarteto N°1
para 4 violões
(Alfred Schnittke In Memoriam)

Paulo Porto Alegre

Introdução

A música começa com os 4 violonistas usando slide na mão esquerda (peça de vidro que encaixa no dedo mínimo).

As regiões da clave indicam a altura aproximada:



Um a um os violonistas vão tirando o seu slide para executar a parte escrita convencionalmente. A princípio solo, depois duo e finalmente trio, só o 1º violão ficará com slide até a extinção total do som.

Ao Quaternaglia com admiração

Quarteto nº 1

(Alfred Schnittke In Memoriam)

(I) - Introdução

Os 4 com slide

Paulo Porto Alegre

fff *decresc.* 10" 30"

5" pp pp pp Livre (♩ ≈ 60) Tirar slide p mf

f *vibr.* *ff* *rasg.* *fff*

3 5 5:4 3

④ ② ② ③ ④ 0 ④ 0 0 ④ ② ① ③ ④

Detailed description: This system contains a single melodic line on a treble clef staff. It begins with a forte (*f*) dynamic and includes a vibrato (*vibr.*) marking. The piece features several ornaments: a triplet of eighth notes, a quintuplet of eighth notes, a 5:4 ratio ornament, and a triplet of eighth notes. The dynamics progress from *f* to fortissimo (*ff*) and finally to fortississimo (*fff*). The notation includes various fingerings (e.g., ④, ②, ③, ④, 0, ④, 0, 0, ④, ②, ①, ③, ④) and a rasgueado (*rasg.*) marking. The system concludes with a double bar line.

5"

decresc. poco a poco *p* *pp* *rall.*

Tirar slide

Detailed description: This system contains a single melodic line on a treble clef staff. It begins with a piano (*p*) dynamic and includes a decrescendo (*decresc. poco a poco*) marking. The piece features a piano (*p*) dynamic, a fortissimo (*pp*) dynamic, and a rallentando (*rall.*) marking. The notation includes various fingerings (e.g., ④, ②, ③, ④, 0, ④, 0, 0, ④, ②, ①, ③, ④) and a rasgueado (*rasg.*) marking. The system concludes with a double bar line and a 5" marking.

Musical score for the first system, consisting of two staves. The top staff is a treble clef with a wavy line. The bottom staff is a treble clef with a wavy line. Below the staves, the tempo is indicated as $(\text{♩} \approx 80)$. The time signature is 5/4. The first staff contains notes with performance instructions: H12, H8^{va}, and H12. The second staff contains notes with performance instructions: H8^{va} and H12.

Musical score for the second system, consisting of two staves. The top staff is a treble clef with a wavy line. The bottom staff is a treble clef with a wavy line. Below the staves, the time signature is 5/4. The first staff contains notes with performance instructions: H8^{va} and H8^{va}. The second staff contains notes with performance instructions: H12, H12, and H12.

5"

(♩ ≈ 72)

Tirar slide

igual sempre

Sempre Pizzicato

rall.

H8^{va} H8^{va}

H12 H12

H12 H12 H12 H8^{va} H8^{va} H12 H12 H12

H12 H12 H8^{va} H12

rall.

Musical score for the first system, consisting of four staves. The top staff is empty. The second staff contains notes with labels H12, H12 H12, and H12. The third staff contains notes with various accidentals. The fourth staff contains notes with labels H12 and H8va.

Musical score for the second system, consisting of four staves. The top staff is empty. The second staff contains notes with label H12 and the instruction *subito*. The third staff contains notes with the instruction *som natural*. The fourth staff contains notes with the instruction *6 em dó*. A double bar line is present at the end of the system, with the number 10 and the instruction *subito* written above it.

(II) - Scherzo (Timbres)

Rápido

6ª em dó

3"

Musical score system 1, consisting of four staves. The first staff begins with a fermata over the first measure. The second staff has a fermata over the last measure. The third staff has a fermata over the last measure. The fourth staff has a fermata over the last measure. The system concludes with three double bar lines.

Musical score system 2, consisting of four staves. The first staff has a fermata over the last measure. The second staff has a fermata over the last measure. The third staff has a fermata over the last measure. The fourth staff has a fermata over the last measure. The system concludes with two double bar lines.

Juntos

Até
extinguir-se

Observações

1 - Pizzicato a la Bartok ♭ *fff*

Staccato (·) *f*

Normal N *mf*

Pizzicato X *mp*

Tastiera T *pp*

Metálico M *ff*

Harmônico o *p*

2 - Tastiera - sempre doce e vibrato (com corda presa)

Metálico - não staccato

Natural - não vibrar, apenas tocar como se fosse uma corda solta

3 - Ritmo livre e irregular (nunca cair em ritmos pré conhecidos ou tradicionais)

4 - Na ordem 3º, 4º, 1º e 2º violões devem entrar um pouco depois

5 - Dois últimos agrupamentos devem ser tocados rigorosamente juntos

6 - Cada seção pode ser repetida uma vez

(III) - Adagio

ps: As apogiaturas devem cair antes do tempo

A 2

mf

mf

p

p
acompanhando

6

quasi cadencia

3

Da Capo al C y segue

(IV) - Scherzo II (Densidades)

Rapido

6ª em dó

Musical score for measures 13-15. The first staff shows a sequence of chords: $\begin{pmatrix} 1 \\ \underline{\underline{\quad}} \end{pmatrix}$, $\begin{pmatrix} 3 \\ \underline{\underline{\quad}} \end{pmatrix}$, $\begin{pmatrix} 4 \\ \underline{\underline{\quad}} \end{pmatrix}$, $\begin{pmatrix} 4 \\ \underline{\underline{\quad}} \end{pmatrix}$, and $\begin{pmatrix} 2 \\ \underline{\underline{\quad}} \end{pmatrix}$. The notes are $\begin{pmatrix} \bullet \\ \underline{\underline{\quad}} \end{pmatrix}$, $\begin{pmatrix} \# \\ \underline{\underline{\quad}} \end{pmatrix}$, $\begin{pmatrix} \# \\ \underline{\underline{\quad}} \end{pmatrix}$, $\begin{pmatrix} \flat \\ \underline{\underline{\quad}} \end{pmatrix}$, and $\begin{pmatrix} \flat \\ \underline{\underline{\quad}} \end{pmatrix}$. Vertical dashed lines mark measures 13, 14, and 15.

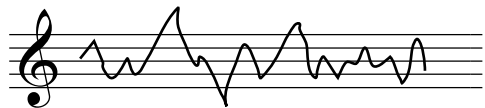
Musical score for measures 16-17. Measure 16 is marked with a $\underline{\underline{\quad}} 5''$ symbol. Measures 16 and 17 are marked with *rall.* (rallentando). Vertical dashed lines mark measures 16 and 17.

Musical score for measures 18-20. Measure 18 is marked with $\underline{\underline{\quad}} 5''$. Measure 19 is marked with $\underline{\underline{\quad}} 8''$. Measure 20 is marked with *subito* and *mf*. Vertical dashed lines mark measures 18, 19, and 20. Arrows indicate a transition from measure 19 to measure 20.

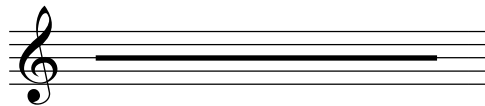
Indicações



As notas entre parênteses consistem no repertório de sons que cada um deverá usar. Devem ser tocadas em qualquer ordem, repetidas, eliminando-se uma ou outra nota, com durações diferentes sempre na altura escrita!



Desordem rítmica: grupo de notas tocadas rapidamente com ou sem intercalação de pausas. Dinâmica - *mf* → *fff*



Grupo de notas tocadas lentamente mas sem ritmo pré-estabelecido ou tradicional. Dinâmica - *ppp* → *mp*

A distância entre cada seção (①, ②, ③ ...) deve ser regular (em torno de 4")

(V) - Cadenza

Totalmente livre. Apenas não deve ser utilizado nenhum som: só percussão!

Explorar os violões no fundo, nas laterais, em várias partes do tampo, nas cordas presas no cavalete, nas cordas presas na "voluta", percussão nas cordas contra a tastiera, etc.

Deve começar *pp* e crescer até *fff* para decrescer de volta ao *pp* numa agitação crescente e decrescente de ritmo (que nunca deve ser regular!)

Afinal, não é tão livre assim...

Sugiro o desenho de um gráfico e tocar conforme ele.

O tempo deve ser em torno de um minuto.

(VI) - Final

A Allegro

The musical score is written for three staves, labeled I, II, and III. The key signature has one sharp (F#) and the time signature is common time (C). The piece is marked "Allegro".

Staff I: Starts with a dynamic of *mf*. It features a melodic line with eighth and sixteenth notes, including slurs and accents. A crescendo hairpin is visible at the end of the first measure.

Staff II: Starts with a dynamic of *p*. It features a melodic line with eighth and sixteenth notes, including slurs and accents. A dynamic change to *mf* occurs at the beginning of the second measure.

Staff III: Starts with a dynamic of *mf*. It features a melodic line with eighth and sixteenth notes, including slurs and accents. A dynamic change to *p subito* occurs at the beginning of the second measure.

Staff IV: This staff is empty for the first measure and then contains a melodic line with eighth and sixteenth notes, including slurs and accents, starting from the second measure.

Staff V: This staff is empty for the first measure and then contains a melodic line with eighth and sixteenth notes, including slurs and accents, starting from the second measure.

Staff VI: This staff is empty for the first measure and then contains a melodic line with eighth and sixteenth notes, including slurs and accents, starting from the second measure.

Musical score for four staves (I-IV). The score is divided into two measures by a vertical bar line. Staves I, II, and III contain melodic lines with accents (>) and slurs. Staff IV contains a bass line starting with a forte (*f*) dynamic marking. The key signature has one sharp (F#) and the time signature is 4/4.

Musical score for four staves. The score is divided into two measures by a vertical bar line. The first measure contains melodic lines for all staves. The second measure features a decrescendo (*decresc.*) in the upper staves and a forte (*f*) dynamic marking in the lower staves. The key signature has one sharp (F#) and the time signature is 4/4.



Musical score system 1, consisting of four staves. The top staff features a melodic line with eighth and sixteenth notes, including a trill. The second staff contains a melodic line with eighth notes and rests, marked with a mezzo-forte (*mf*) dynamic. The third staff shows a melodic line with eighth notes and rests, also marked *mf*. The fourth staff features a bass line with eighth notes and rests, marked with a forte (*f*) dynamic. A vertical bar line is present between the second and third staves.



Musical score system 2, consisting of four staves. The top staff features a melodic line with eighth and sixteenth notes, marked with a mezzo-forte (*mf*) dynamic. The second staff contains a melodic line with eighth notes and rests, marked with a forte (*f*) dynamic. The third staff shows a melodic line with eighth notes and rests, marked with a forte (*f*) dynamic. The fourth staff features a bass line with eighth notes and rests, marked with a forte (*f*) dynamic. A vertical bar line is present between the second and third staves.

The first system of the musical score consists of four staves. The top three staves are in treble clef, and the bottom staff is in bass clef. The key signature has one sharp (F#). The music features a complex rhythmic pattern with many sixteenth and thirty-second notes. A repeat sign is present in the middle of each staff. The system concludes with a double bar line and a fermata over the final notes.

The second system of the musical score consists of four staves, all in treble clef. The top two staves feature a dense texture of sixteenth notes with slurs. The bottom two staves feature a melodic line with slurs and accents. The system concludes with a double bar line and a fermata over the final notes. Performance markings include *ff* at the beginning, *cresc.* in the middle, and *poco sostenuto* at the end.

B

Four staves of musical notation, each containing a jagged, oscillating line that represents a percussive pizzicato sound. The lines are irregular and sharp, with frequent peaks and troughs, creating a chaotic and noisy effect.

fff Percussões, pizz. a la Bartok (muito barulho!)
subito

decresc.

C

30" Lento

	Colocar slide	
	Colocar slide	
		Colocar slide
		Colocar slide

ppp *p*

Detailed description of section C: This section is divided into three columns. The first column contains four staves, each with a wavy line and a horizontal bar representing a slide. The second column contains the instruction 'Colocar slide' above each staff. The third column contains musical notation for each staff, including notes, a 'p' dynamic marking, and a 'rall.' marking. Above the first two columns, there are markings for '30" Lento' and a fermata. Above the third column, there are markings for a fermata and a 'p' dynamic marking.

D

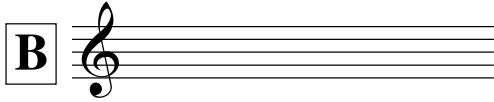
Os 4 com slide

Four staves of musical notation, each starting with a treble clef. Each staff contains a wavy line representing a performance. Below each staff are the dynamic markings *ppp* and *cresc.*.


Four staves of musical notation with wavy lines. A vertical dashed line is drawn across all staves at approximately the 50% mark, with the label "50''" above it. At the end of the staves, there is a vertical line with a bracket and the label "10''" above it. Below the staves are the dynamic markings *cresc. molto*, *fff*, and *subito*.

Ficar imóvel pelo menos 10''

Instruções



Fazer glissandos irregulares para o agudo e para o grave com acordes (não tonais), notas simples, ou efeitos de glissando. Pouco a pouco decrescer e diminuir o andamento até **C** (aqui quase nada de som, se quiser pode fazer alguma percussão também)

C  Abaixar 1/4 → 1/3 tom mexendo na cravelha da **6**

D Efeito inverso à introdução. Ao atingir o máximo, manter por 10" e acabar subitamente. Ficar imóvel 10".

Duração Total: 10 minutos aproximadamente.